

1. RF MMIC Innovator

www.berex.com

Classification: Application Note

Document Number: 13D_80902

Revision code: 0.2

Wide Band Gain Block BG13D

Application Note



Contents

RF MMIC INNOVATOR WWW.BEREX.COM..... 1


1. BG13D 70MHZ APPLICATION.....3

2. BG13D 70MHZ TEST RESULT.....4

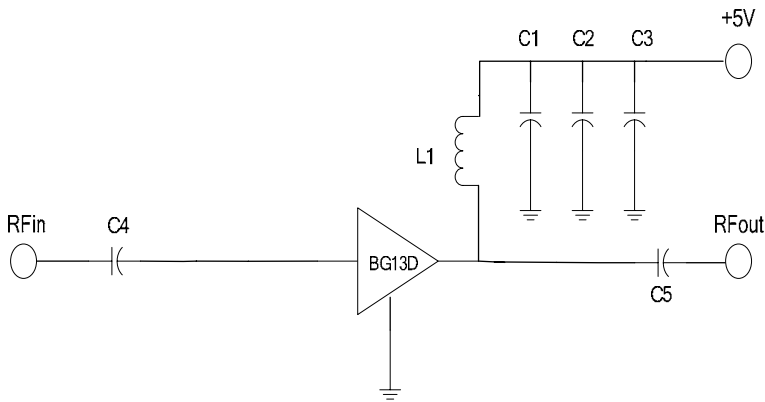
3. BG13D WIDE BAND APPLICATION.....5

4. BG13D WIDE BAND TEST RESULT.....6

1. BG13D 70MHz Application Note



Ref. Des.	Description/ Part Number	Values	Vendor
C1	0603 CAP	100pF	Samsung
C2	604 CAP	0.1uF	Samsung
C3	A3216 CAP	10uF	AVX
C4	0603 CAP	2700pF	Samsung
C5	0603 CAP	56pF	Samsung
C6	0603 CAP	NA	
C7	0603 CAP	NA	
C8	0603 CAP	NA	
C9	0603 CAP	NA	
C10	0603 CAP	NA	
C11	0603 CAP	NA	
C12	0603 CAP	NA	
L1	0603 IND	220nH	Ceratech
L2	0603 IND	NA	
L3	0603 IND	NA	
R1	0603 RES	NA	
U1	SOT89 PKG	BG13D	BEREX



Note:

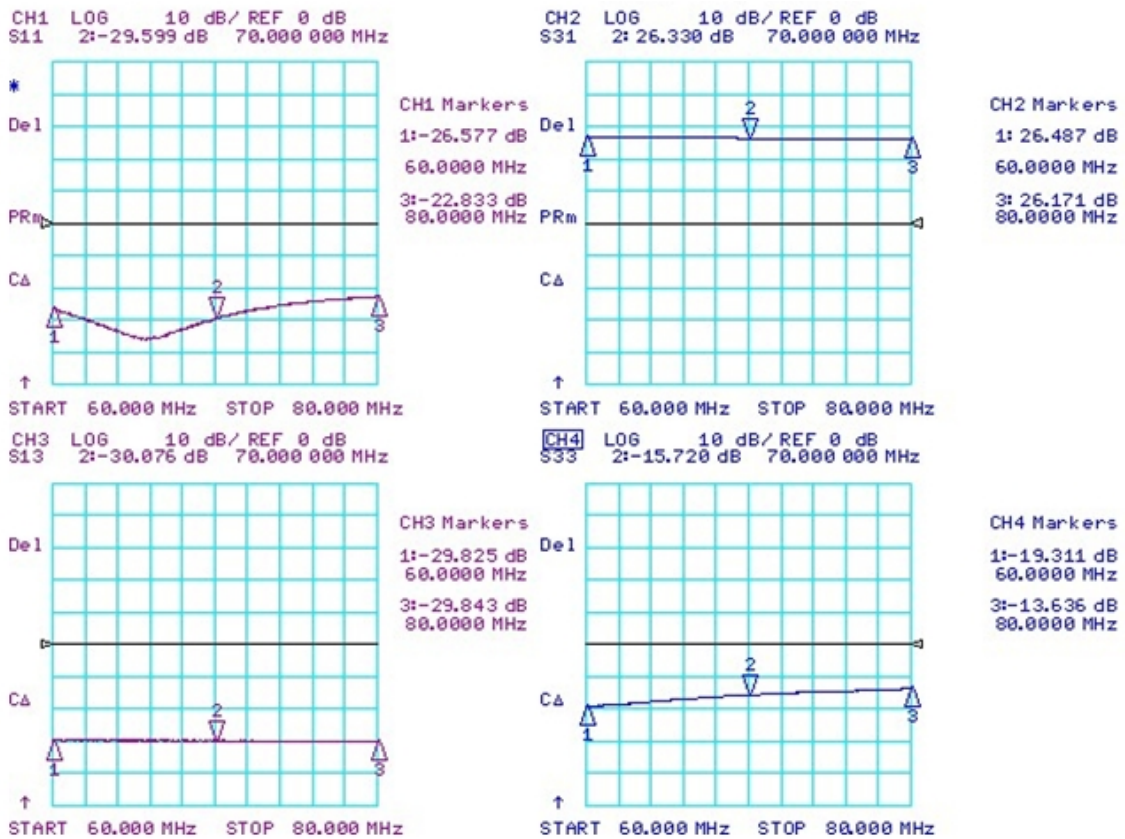
1. PCB: 31mil thick FR4

TITLE	
BG13D Evaluation Board	
(70MHz)	
Drawing Number	Rev.
Date	Drawn By
FILE NAME	SHEET


2. BG13D 70MHz Test Result

SN	Freq [MHz]	Vcc [V]	Icc [mA]	Gain [dB]	OIP3 [dBm] ⁽¹⁾	P1dB [dBm]	IRL [dB]	ORL [dB]
	70	5	77	26.3	36	18.5	-29.6	-15.7

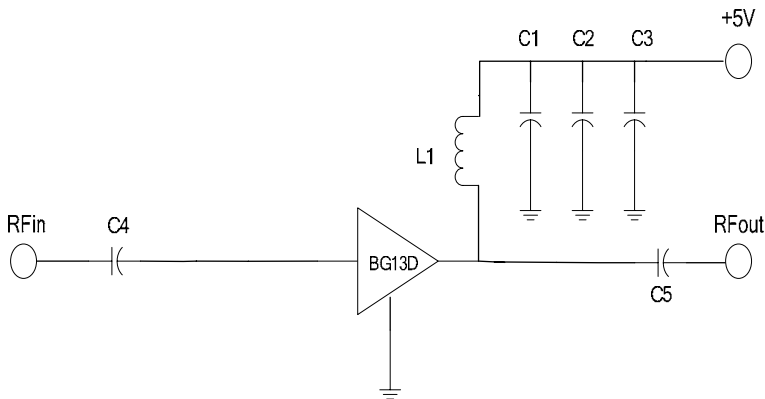
(1) OIP3 was tested @Pout=7dBm/tone 1MHz offset



2. BG13D Wide Band Application



Ref. Des.	Description/ Part Number	Values	Vendor
C1	0603 CAP	100pF	Samsung
C2	604 CAP	0.1uF	Samsung
C3	A3216 CAP	10uF	AVX
C4	0603 CAP	100pF	Samsung
C5	0603 CAP	100pF	Samsung
C6	0603 CAP	NA	
C7	0603 CAP	NA	
C8	0603 CAP	NA	
C9	0603 CAP	NA	
C10	0603 CAP	NA	
C11	0603 CAP	NA	
C12	0603 CAP	NA	
L1	0603 IND	39nH	Ceratech
L2	0603 IND	NA	
L3	0603 IND	NA	
R1	0603 RES	NA	
U1	SOT89 PKG	BG13D	BEREX



Note:

- PCB: 31mil thick FR4

TITLE	
BG13D Evaluation Board	
(Wide Band)	
Drawing Number	Rev.
Date	Drawn By
FILE NAME	SHEET

4. BG13D Wide Band Test Result

SN	Freq [MHz]	Vcc [V]	Icc [mA]	Gain [dB]	OIP3 [dBm] ⁽¹⁾	P1dB [dBm]	IRL [dB]	ORL [dB]
	500	5	77	25.4	32.0	19.0	-13.0	-8.4
	900	5	77	24.5	32.0	19.0	-15.0	-10.1
	1900	5	77	21.5	32.0	19.0	-12.0	-8.8
	2140	5	77	21.4	31.5	19.0	-12.0	-8.5
	2450	5	77	20.4	31.0	19.0	-10.0	-8.0
	3000	5	77	19.0	30.0	19.0	-8.5	-7.4

(1) OIP3 was tested @Pout=7dBm/tone 1MHz offset

